

Year 7 Information Evening ClassCharts & Rewards Miss Swaysland, Head of Year 7



CHESINGTON
SCHOOL



Everyone valued • Every day an opportunity • Every moment focused on success

Session aims

1. ClassCharts
2. Homework
3. Detentions
4. Character Program
5. Rewards
6. Questions/Troubleshooting problems with ClassCharts sign up



ClassCharts

ClassCharts is an app that allows teachers, parents and students to keep track of **homework** and **detentions, positive behaviour** and **attendance**.

PARENT ACCESS - How to log in to ClassCharts

1. Open www.classcharts.com/parent/login
2. Enter your email address
3. Choose 'I don't have an account yet'
4. Enter your parent access code and name
5. Choose a password
6. Click log-in

If you are having any issues with logging in, I will take your details at the end of the presentation



Homework

Homework will be posted on ClassCharts on a regular basis.

Please keep track of your child's homework and ensure they are checking the system daily.

You may find that some resources are posted to Google Classroom, however, ClassCharts is the system that teachers will use to set homework.

Year 7 are currently only being set homework in the core subjects - maths, English and science. This is part of our transition program to help new students adjust to secondary school. All subjects will begin setting homework from after half term



Thursday Presentation & Marki x Slide 1 x AGO ClassCharts & Rewards Pr x LA Log - 26.09.23 - Google She x W/B 25/09 23 Reason for abser x Year 7 Parent Information Even x

pages.classcharts.com/wp-content/uploads/Class_Charts_for_parents_guide.pdf

Slide 1 7 / 30 100%

Homework

If your school has decided to share homework tasks with parents, you will see the **Homework** tab when viewing pupils from that school.

Selecting this tab will display a list of **homework tasks** which your child has been assigned to.

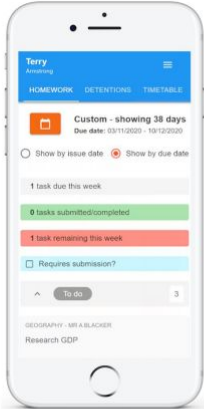

To change the date range for displayed homework tasks, click on the **Date** button to select from the available presets or create your own custom date range.

To display tasks in the order they were set, click on the **Issue Date** button

To display tasks in the order they are expected to be handed in, click on the **Due date** button.

To view a homework task in more detail, click on the **expand** icon in the bottom right hand corner of the homework tile.

A popup will appear that contains the a **description** of the homework task, the **estimated completion time** and any **links** or **attachments** that may have been included.

Windows taskbar: Type here to search, 21°C Mostly cloudy, 15:07 27/09/2023



Slide 1 8 / 30 100%

Homework status categories

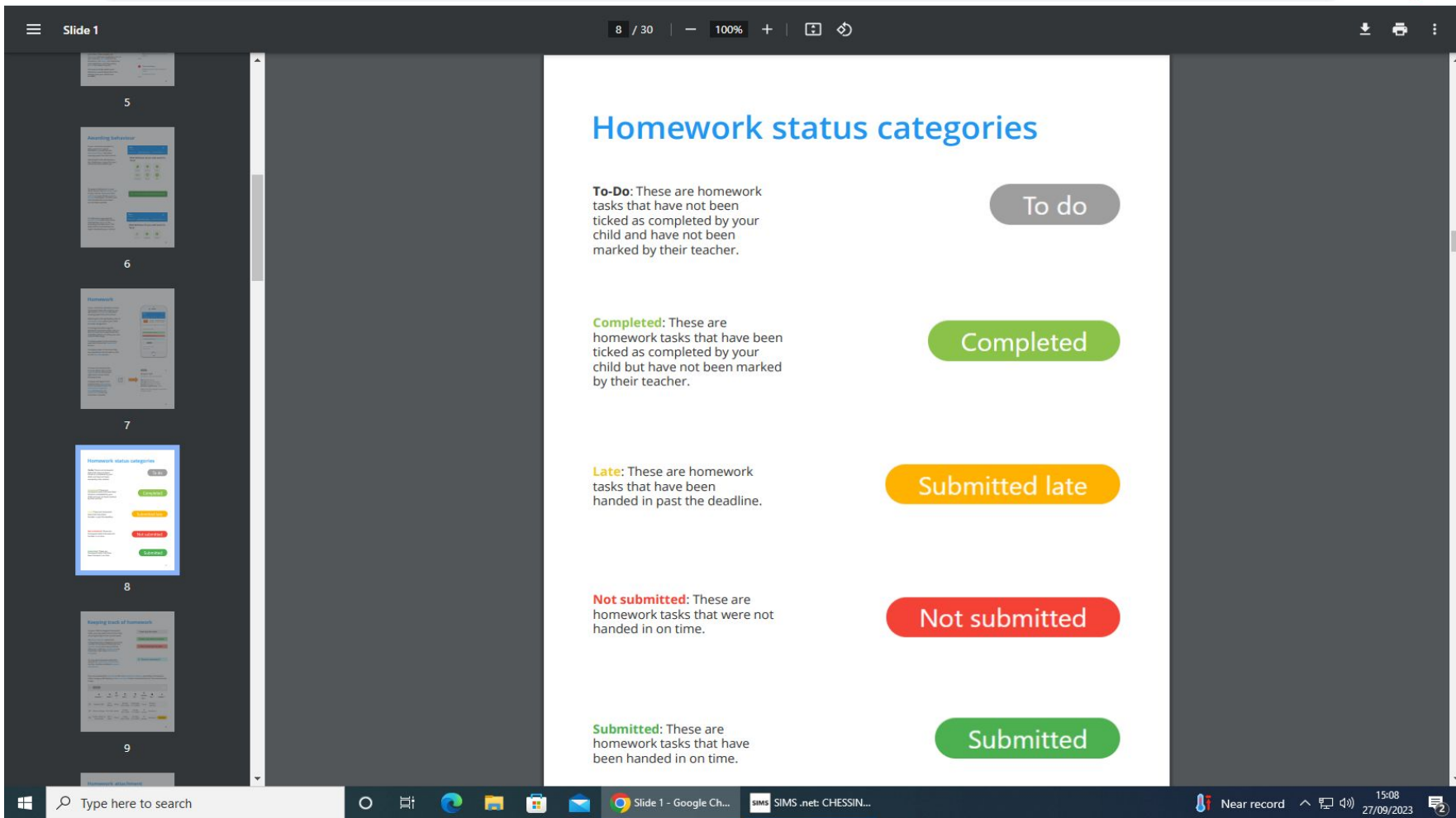
To-Do: These are homework tasks that have not been ticked as completed by your child and have not been marked by their teacher.

Completed: These are homework tasks that have been ticked as completed by your child but have not been marked by their teacher.

Late: These are homework tasks that have been handed in past the deadline.

Not submitted: These are homework tasks that were not handed in on time.

Submitted: These are homework tasks that have been handed in on time.



Thursday Presentation & Markin x Slide 1 x AGO ClassCharts & Rewards Pre x LA Log - 26.09.23 - Google Shee x W/B 25/09 23 Reason for absen x +

pages.classcharts.com/wp-content/uploads/Class_Charts_for_parents_guide.pdf

Slide 1 9 / 30 100%

Keeping track of homework

As your child is assigned homework tasks, you may want track of how they are progressing for the current week.

- 1 task due this week
- 0 tasks submitted/completed
- 1 task remaining this week

The **three banners** above the homework status categories count the number of homework tasks that are **due this week**, how many of those tasks your child has **completed** and how many tasks they **still need to complete**.

To only see homework tasks that require an **attachment submission**, tick the checkbox labelled **Requires submission**.

If you are viewing the **Homework** tab via a **desktop** or **laptop**, expanding a homework status category will display a **table overview** of each homework task for the selected date range.

To do 3								
	Homework ¹	Teacher ¹	Lesson ¹	Issued ¹	Due ¹	Estimated time ¹	Type ¹	Feedback ¹
<input checked="" type="checkbox"/>	Research GDP	Mr A Blacker	8F/Gg	Monday 09/11/2020	Wednesday 11/11/2020	1 hours	Blended Learning	
<input checked="" type="checkbox"/>	Write a soliloquy	Mr J Kato	8y/En2	Tuesday 10/11/2020	Tuesday 17/11/2020	30 minutes	Homework	
<input checked="" type="checkbox"/>	Create a poster on French food	Mrs A Abell	7YEL/Fr	Friday 06/11/2020	Thursday 19/11/2020	45 minutes	Homework	Feedback

Type here to search

Slide 1 - Google Ch... SIMS SIMS .net: CHESSIN... 15:08 27/09/2023

Everyone valued • Every day an opportunity • Every moment focused on success



Homework FAQs

Why is homework set?

Increases learning time, promotes independent learning, self-motivation and organisation.

How will I know what subjects have been set on which day?

You can view the specific homework and due date on ClassCharts.

How much time should my child spend on homework?

Teachers will record the suggested timescale a piece of homework should take on ClassCharts. We actively promote personal reading to take place at home as well.

How can I help my child with their homework?

Show an interest and talk to them about it. Encourage a routine and remove electronic distractions.

How will I know if my child is completing homework?

Ask to see your child's exercise book and check ClassCharts regularly.

What if my child tells me that no work has been set?

This is unlikely. Firstly, check ClassCharts and contact your child's form tutor if necessary.



Detentions

Detentions will be issued in the following format:

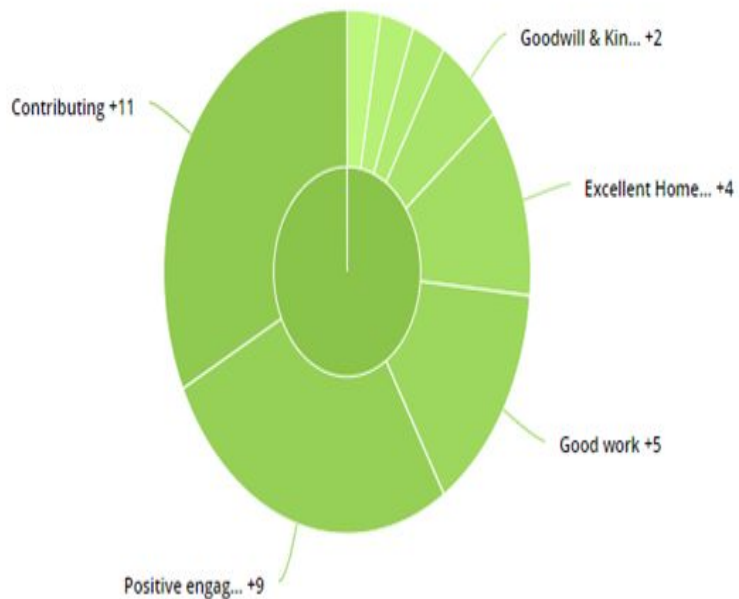
- **C1** : Monday- Friday 30 minutes (**notified via classcharts only**)
- **C2/3**: Monday- Friday 60/75 minutes (notified by staff member via phone call & classcharts)
- **C4**: Friday 2 hrs (notified by staff member via phone call & classcharts)
- **C5**: Saturday 2.5 hrs (notified by staff member via phone call & classcharts)



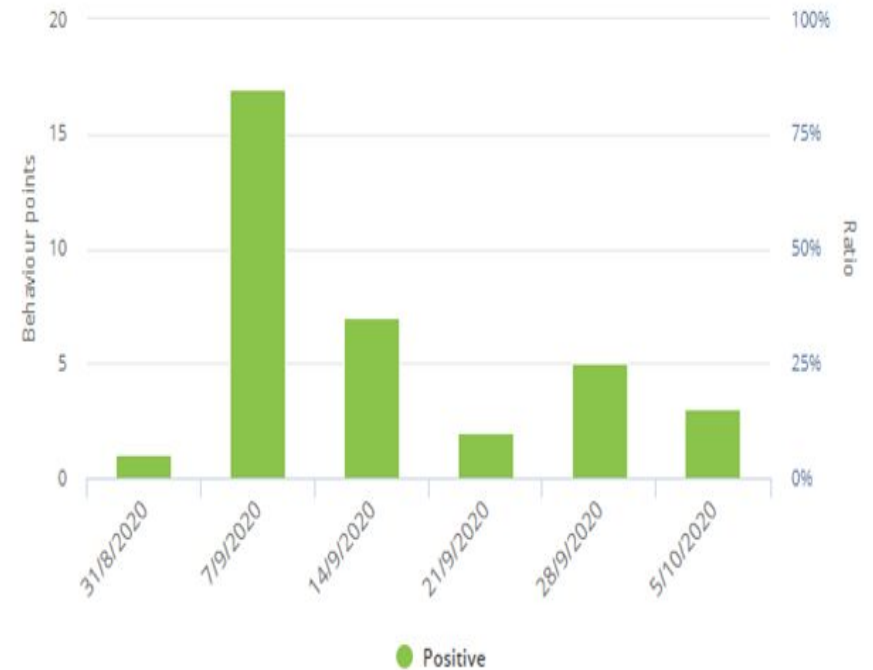
Example of ClassCharts breakdown:

Behaviour

Behaviour score breakdown



Weekly Behaviour Breakdown



List of Classes



Our Character Programme - GREAT

Great
Resilience
Enthusiastic
Ambition
Trust

We want our students to demonstrate these values throughout their school journey to develop them as responsible and active citizens.

- Positive points recorded on ClassCharts are rewarded under these categories.
- Tutors weekly green tie award.
- Rewards for most points achieved in different categories.



Star Learner



- Each lesson, the teacher will give a student the 'star learner'
- This is someone that has demonstrated our GREAT values, worked hard, made improvements in behaviour
- Each week we also will celebrate the students who have received the most of these rewards



Rewards Assemblies

Rewards include but are not limited to:

Rewards
Assemblies

Certificates

Green ties

Positive
phone call
home

Postcards

Skip the lunch
queue passes

Use of
the den

Positive email
home



Summary

1. Check ClassCharts regularly.
2. Encourage your child to check ClassCharts daily.
3. Encourage your child to speak to a teacher prior to a homework deadline if they are stuck and unsure.
4. Show an interest in your child's homework and talk to them about it.
5. Encourage your child to read at home.
6. Contact your child's form tutor if you have any questions or concerns.



